

The Emerging Internet of Things Marketplace From an Industrial Perspective: A Survey

Charith Perera, *Member, IEEE*, Chi Harold Liu *Member, IEEE*, Srimal Jayawardena, *Member, IEEE*,

Abstract—The Internet of Things (IoT) is a dynamic global information network consisting of internet-connected objects, such as Radio-frequency identification (RFIDs), sensors, actuators, as well as other instruments and smart appliances that are becoming an integral component of the future internet. Over the last decade, we have seen a large number of the IoT solutions developed by start-ups, small and medium enterprises, large corporations, academic research institutes (such as universities), and private and public research organisations making their way into the market. In this paper, we survey over one hundred IoT smart solutions in the marketplace and examine them closely in order to identify the technologies used, functionalities, and applications. More importantly, we identify the trends, opportunities and open challenges in the industry-based IoT solutions. Based on the application domain, we classify and discuss these solutions under five different categories: smart wearable, smart home, smart city, smart environment, and smart enterprise. This survey is intended to serve as a guideline and conceptual framework for future research in the IoT and to motivate and inspire further developments. It also provides a systematic exploration of existing research and suggests a number of potentially significant research directions.

Index Terms—Internet of things, industry solutions, smart wearable, smart home, smart city, smart environment, smart enterprise, IoT marketplace, IoT products

I. INTRODUCTION

The Internet of Things (IoT) is a network of networks where, typically, a massive number of objects/things/sensors/devices are connected through communications and information infrastructure to provide value-added services. The term was first coined in 1998 and later defined as “The Internet of Things allows people and things to be connected Anytime, Anyplace, with Anything and Anyone, ideally using Any path/ network and Any service” [1]. As highlighted in the definition, connectivity among the devices is a critical functionality that is required to fulfil the vision of the IoT. The main reasons behind such interest are the capabilities and sophistication that the IoT will bring to society [2]. It promises to create a world where all the objects around us are connected to the Internet and communicate with each other with minimal human intervention. The ultimate goal is to create “a better world for human beings”, where objects around us know what we like, what we want, and what we need, and hence act accordingly without explicit instructions [3].

This work is sponsored in part by National Natural Science Foundation of China (Grant No.: 61300179).

Charith Perera, and Srimal Jayawardena, are with the Research School of Computer Science, The Australian National University, Canberra, ACT 0200, Australia. (e-mail: firstname.lastname@ieee.org)

Chi Harold Liu is with Beijing Institute of Technology, China. (e-mail: chiliu@bit.edu.cn)

Manuscript received xxx xx, xxxx; revised xxx xx, xxxx.

There have been a number of surveys conducted in the IoT domain. The area of the IoT has been broadly surveyed by Atzori et al. in [2]. Bandyopadhyay et al. have surveyed the IoT middleware solutions in [4]. Layered architecture in industrial IoT are discussed in [5]. A similar survey focusing on data mining techniques for the IoT are discussed in [6]. Edge mining in IoT paradigm is discussed in [7]. In contrast to the traditional data mining, edge mining takes place on the wireless, battery-powered, and smart sensing devices that sit at the edge points of the IoT. The challenges in self organizing in IoT are discussed in [8]. Atzori et al [9] have discussed how smart objects can be transformed into social objects. Such transformation will allow the network to enhance the level of trust between objects that are ‘friends’ with each other. IoT technologies and solutions towards Smart Cities are reviewed in [10]. Communication protocols and technologies play a significant role in IoT. Sheng et al. [11] have surveyed a protocol stack developed specifically for IoT domain by Internet Engineering Task Force (IETF).

Internet of things: vision, applications and research challenges are discussed from a research perspective in [12], [13]. Further, the IoT has been surveyed in a context-aware perspective by Perera et al. [14]. A survey on facilitating experimentally IoT research is presented by [15]. Palattella et al. [16] have introduced a communications protocol stack to support and standardise IoT communication. Security challenges such as general system security, network security, and application security in the IoT are discussed in [17]. The security issues in perception layer, network layer and application layer in architectures have been discussed in [18]. Hardware devices, specially nano sensors and technologies, used in IoT are surveyed in [19]. Another similar survey has been done by Hodges et al. [20]. This paper discusses an open-source hardware platform called .NET Gadgeteer, a rapid prototyping platform for small electronic gadgets and embedded hardware devices..NET Gadgeteer is coming from an industrial setting similar to Arduino [21].

Besides the above articles, there are a number of surveys and reviews that have been conducted by researchers around the world in the IoT domain, from which we have hand picked some to represent the existing body of knowledge.

As far as we know, however, no survey has focused on IoT industry solutions. All the above-mentioned surveys have reviewed the solutions proposed by the academic and research community and refer to scholarly publications. In the present paper, we review the IoT solutions that have been proposed, designed, developed, and brought to market by industrial organisations. These organisations range from start-ups and small and medium enterprises to large corporations. Because of their industrial and market-driven nature, most of the IoT solutions in the market are not published as academic works.

Therefore, we collected information about the solutions from their respective web-sites, demo videos, technical specifications, and consumer reviews. Understanding how technologies are used in the IoT solutions in the industry's marketplace is vital for academics, researchers, and industrialists so they can identify trends, opportunities, industry requirements, demands, and open research challenges. It is also critical for understanding trends and open research gaps so future research directions can be guided by them.

The present paper is organised into sections as follows: In Section II, we evaluate and examine the functionalities provided by each solution under the five categories identified in the earlier section. At the end of that section, we summarise the functionalities and highlight the major domains that are commonly targeted by the solutions. Then, we examine the IoT solutions from a technology and business perspective. Hardware platforms, software platforms, additional equipment, communication protocols, and the energy sources used by each solution are examined in Section III. At the end of that section, we summarise the technologies and business models used by the IoT solutions so trends and opportunities can be identified. In Section IV, we identify such trends using the evaluations we conducted in the previous sections. Later, opportunities for research and development will be assessed in Section V. Concluding remarks will be presented in Section VI.

II. FUNCTIONALITY REVIEW OF IoT SOLUTIONS

In this section, we focus on the functionalities of the IoT solutions. The next section discusses the technologies used by these solutions under common themes. In both sections, our intention is not to describe each IoT solution in detail, but to organise them into common themes so we can identify trends and opportunities. However, readers can use citation numbers to track a given IoT solution throughout the paper, if desired. Such an option allows consolidating the knowledge we have put separately in two sections, to better understand a single IoT solution. In Section IV, we will analyse the trends from both the functional and the technological point of views.

A. Smart Wearable

Wearable solutions are diverse in terms of functionality. They are designed for a variety of purposes as well as for wear on a variety of parts of the body, such as the head, eyes, wrist, waist, hands, fingers, legs, or embedded into different elements of attire. In Table I, we summarise popular wearable IoT solutions. This table includes a brief description of each solution, context information gathered, similar solutions, and the context-aware functionality provided by the solution. The IoT solutions are categorised by the body part on which the solution must be worn, as illustrated in Figure 1. In addition to the industry IoT solutions, academic solutions in the wearable computing area are discussed in [26], [27]. Challenges and opportunities in developing smart wearable solutions are presented in [28].

B. Smart Home

Solutions in this category make the experience of living at home more convenient and pleasant for the occupants. Some smart home [54] solutions also focus on assisting elderly

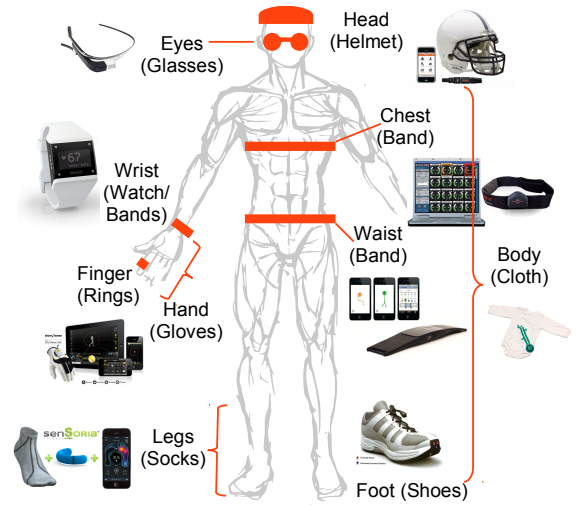


Fig. 1. Different body parts popularly targeted by wearable IoT solutions in the industry market-place.

people in their daily activities and on health care monitoring [55]. Due to the large market potential, more and more smart home solutions are making their way into the market. From the academic point of view, smart energy and resource management [56], [57], human-system interaction [58], and activity management [59], have been some of the major foci.

Platforms: Smarthings [60] is a generic platform that consists of hardware devices, sensors, and software applications. Context information is collected through sensors and injected into applications where reasoning and action are performed accordingly. For example, the sprinkler installed in the user's garden can detect rain and turn itself off to save energy. Ninjablocks [61] and Twine [62] provide similar functionalities. These solutions were mainly developed to support smart home and building domains, but they can be customised to other domains. HomeOS [63] is a platform that supports home automation. Instead of custom hardware (e.g. a smarthings hub), HomeOS is a software platform which can be installed on a normal PC. As with the smarthings platform, applications can be installed to support different context-aware functionalities (e.g. capturing an image from a door camera and sending it to the user when someone rings the doorbell). Lab-of-things [64] is a platform built for experimental research. It allows the user to easily connect hardware sensors to the software platform and enables the collection of data and the sharing of data, codes, and participants.

Virtual Assistance: Ubi [65] supports residents by acting as a voice-activated computer. It can perform tasks such as audio calendar, feed reader, podcast, voice memos, make lighting-based notifications to indicate the occurrence of certain events, weather, stock, email, and so on. Ubi has a microphone and speakers. It also has sensors to monitor the environment, such as monitoring the temperature, humidity, air pressure, and ambient light. Netatmo [66] is an air quality monitoring solution for smart homes. In order to determine air quality, it collects context information from sensors such as temperature, humidity, and CO₂. The solution monitors the home environment and sends an alert when the residents' attention is required. Meethue [67] is a bulb which can be controlled from mobile devices. The bulb reacts to the context and can change its colour and brightness according to user preferences,

TABLE I
SUMMARY OF WEARABLE IoT SOLUTIONS

Functionalities Provided by Different wearable IoT solutions	
Cloth	<ul style="list-style-type: none"> • Monitor respiration, body position, activity level, skin temperature, and audio of a baby using pressure, stretch, noise, and temperature sensors, and provide notification through a smart phone regarding any situation that parents need to attend to (Baby Monitor: RestDevice / Mimobaby [29]). • A sleep-tracking device that uses a thin-film sensor strip placed on a mattress in combination with smart phone to help to create a nightly rest profile. It helps to improve user's sleep over time (Sleep Tracking: Beddit [30]). • Jacket relieves anxiety and stress from those diagnosed with autism spectrum disorder (ASD) or attention-deficit/hyperactivity disorder. Built-in motion sensors and pressure sensors track the frustration and activity levels of the child throughout the day and generate custom notification alerts based on that information (Medical Assistant :MyTJacket [31]).
Waist / Chest	<ul style="list-style-type: none"> • Tracks posture and daily activities in real time. It provides advice on posture issues so users can improve their posture (Daily Activity and Fitness Monitor / Medical: Lumoback [32]). • A device that updates Twitter when a baby in the womb kicks its mother (Medical Assistant: kickbee [33]). • A chest band that tracks heart rate, speed, distance, stress level, calories, and activity level. It allows recommended working out within certain heart rate zones to achieve goals such as weight loss or cardiovascular improvement. (Personal Sports Assistant: BioHarness [34]).
Wrist	<ul style="list-style-type: none"> • A wrist band that tracks steps taken, stairs climbed, calories burned, and hours slept, distance travelled, and quality of sleep and provides recommendation for a healthier lifestyle (Daily Activity and Fitness Monitor: MyBasis [35], BodyMedia [36], Lark [37]). • Open wearable sensor platform, a wrist band that comprises number of different sensors such as pulse, blood flow sounds, blood oxygen saturation, blood flow waveform, pulse, acceleration, type of activity, calories burned and number of steps taken, skin temperature (Open Platform: AngelSensor [38]). • EMBRACE+, a wrist band that connects to the user's smartphone via Bluetooth and displays any notifications user may receive as ambient light notifications (Personal Sports Assistant: EmbracePlus [39]). • Electrocardiogram technology (ECG), Bluetooth connectivity and a suite of sensors are used to recognize users' heart rhythm uniquely and securely and continuously log into users' nearby devices (Secure Authentication: nymi [40]). • A watch that helps athletes to keep track of their training. Context information such as mapping, distance, speed, heart rate, and light are collected and fused to generate athletes' training profile (Personal Sports Assistant: Leikr [41]).
Eyes	<ul style="list-style-type: none"> • Sports-specific (skiing) goggles that monitor jump analytics, speed, navigation, trip recording, and peer tracking (Personal Sports Assistant: Oakley Goggles [42]). • A pair of glasses that consist of camera, projector, and sensors to support functionalities such as navigation calendar notification, navigation, voice activated, voice translation, communication and so on. It also acts as an open platform where different contextware functionalities can be built using provided sensors and processing capabilities (Open Platform: Google Glass [43]).
Head	<ul style="list-style-type: none"> • Sports-specific (American football) helmet that determines when to take a player off the field and seek medical advice through impact detection and analysis (Personal Sports Assistant: TheShockBox [44]). • A bicycle helmet that detects a crash. If the user's head hits the pavement (or anything hard (ice, snow, dirt)), a signal will be sent to the smartphone automatically to generate a call for help (Emergency Accident monitor: ICEdot [45]).
Hands	<ul style="list-style-type: none"> • Monitor, analyze and improve golf swing through motion sensors embedded in gloves (Personal Sports Assistant: Zepp [46]) • A ring that monitors and keeps track of the user's heart rate (Medical Assistant: ElectricFoxy [47]).
Legs / Foot	<ul style="list-style-type: none"> • A sock that combines an accelerometer with textile sensors to measure steps, altitude and calories burnt. It helps runners to avoid potentially dangerous techniques: heel striking or excessive forefoot running that could lead to back pain or Achilles ten-don injuries. (Daily Activity and Fitness Monitor / Medical: Heapsylon [48]) • A pair of shoes that provides feedback through vibrations in an intuitive and non-obstructive way. The shoes suggest the right direction and detect obstacles (Disability Assistance: LeChal [49])
Internal	<ul style="list-style-type: none"> • A small patch worn on the body working together with 1mm sensor-enabled pills and a back-end cloud service to collect and process real-time information (e.g. heart rate, temperature, activity and rest patterns throughout the day) on the user's medication adherence (Medical: Proteus Digital Health [50]).
Multi	<ul style="list-style-type: none"> • A device that can be worn on multiple body parts tracks steps taken, stairs climbed, calories burned, and hours slept, distance travelled, quality of sleep (Daily Activity and Fitness Monitor: Fitbit [51]). • An ultra-small GPS unit and five in-built sensors are used to collect data and fused to tell the camera exactly the right moment to take photos (Leisure: Autographer [52]). • Remote monitoring system that collects data through devices that can be worn on different body parts on a patient's physiological conditions to support physicians (Health Monitoring: Preventice BodyGuardian [53]).

time / day / season, and activity (e.g. resident enters home) and is also sensitive to changes in the weather during the day.

Smart Objects: WeMo [68] is a Wi-Fi enabled switch that can be used to turn electronic devices on or off from anywhere. Context-aware schedules are also supported, where turning on or off is performed automatically according to the time of day, sunrise, or sunset. Tado [69] is an intelligent heating control that uses a smartphone. It offers context-aware functionalities such as turning down the heating when the last person leaves the house, turning the heating back up before someone gets home, and heats the house less when the sun is shining. Nest [70] is a thermostat that learns what temperatures users like and builds a context-aware personalised schedule. The thermostat automatically turns to an energy-efficient ‘away temperature’ when occupants leave the home. If it senses activity, such as a friend’s coming over to water the plants, Nest could start warming up the house. The thermostat can be activated remotely through the Nest mobile app. Lockitron [71] is a door lock that can be opened and closed by a phone over the Internet. Residents can authorise family and friends to open a given door by providing authorisation over the Internet, so that others can use their smartphones to unlock doors. Blufitbottle [72] is a water bottle that records drinking habits while keeping the users healthy and hydrated. If the user starts to fall behind with hydration, the bottle has customisable sounds and lights to alert them.

Digital Relationships: Wheredial [73] offers a way to make a personal connection with family members or friends. It retrieves a person’s location from Foursquare, Google Latitude, and a variety of other services. Then it rotates the dial (like a clock) to show where the person is at a given moment. Goodnightlamp [74] is a family of connected lamps that let the user remotely communicate the act of coming back home to their loved ones easily and in an ambient way by fusing location-aware sensing. The objective of Wheredial and Goodnightlamp is the same: helping to build and maintain family relationships and further strengthen friendships by mitigating the fact that the users are apart from each other. Such solutions are extremely important in terms of social, psychological, and mental well-being.

C. Smart City

Towns and cities accommodate one-half of the world’s population, creating tremendous pressure on every aspect of urban living. Cities have large concentrations of resources and facilities [75]. The enormous pressure towards efficient city management has triggered various Smart City initiatives by both government and private sector businesses to invest in information and communication technologies to find sustainable solutions to the growing problems [14]. Smart grid is one of the domains in which academia, industry, and governments are interested and invested significantly [76], [77].

Smart Traffic ParkSight [78] is a parking management technology designed for cities. Context information is retrieved through sensors (magnetometers) embedded in parking slots. Application support is provided via location and map services to guide drivers to convenient parking based on real-time context analysis. Uber [79] allows users to request a ride at any time. The company in a particular place sends a cab. In contrast to transitional taxi services, no phone call or

pick-up location is required. A mobile application shows the cabs close to the users and their movement in real time. A cab can be requested by means of a single smartphone tap. Alltrafficsolutions [80] collects traffic data through sensors and visualises it on maps in order to provide drivers with traffic updates. Further, it provides remote equipment management support related to traffic control (e.g. changes in digital road signs, speed limit boards, variable message signs (e.g. ‘event parking’) to drivers, and changes in the brightness of digital signs based on the context information). Streetbump [81] is a crowd-sourcing project that helps residents to improve their neighbourhood streets. Volunteers use the Streetbump mobile application to collect road condition data while they drive. The data are visualised on a map to alert residents regarding real-time road conditions. The collected data provide governments with real-time information with which to fix problems and plan long-term investments.

Platforms Libelium [25] provides a platform of low-level sensors that is capable of collecting a large amount of context information to support different application domains [9]. Thingworx [82] and Xively [83] are cloud-based on-line platforms that process, analyse, and manage sensor data retrieved through a variety of different protocols.

Resource Management SmartBelly [84] is a smart waste management solution. It provides a sensor-embedded trash can that is capable of real-time context analysis and alerting the authorities when it is full and needs to be emptied. Location information is used to plan efficient garbage collection. Echelon [85] has developed a smart street lighting solution transforming street-lights into intelligent, energy-efficient, remotely managed networks. It schedules lights to be turned on or off and sets the dimming levels of individual lights or groups of lights so a city can intelligently provide the right level of lighting needed by analysing the context such as time of day, season, or weather conditions.

Activity Monitoring Livehoods [86] offers a new way to conceptualise the dynamics, structure, and character of a city by analysing the social media its residents generate. This is achieved through collecting context information such as check-in patterns. Livehoods shows how citizens use the urban landscape and other resources. Scenetap [87] shows real-time info about the city’s best places. It shows the context information of a given location such as how many people are there, the male to female ratio, and the average age of everyone inside. This helps users to find the best places to hang out (e.g. cinema, bar, restaurant) at a given time and gives information such as availability.

D. Smart Environment

Air Quality Monitoring Airqualityegg [88] is a community-led sensor system that allows anyone to collect context information such as the carbon monoxide (CO) and nitrogen dioxide (NO₂) gas concentrations outside their home. Such data are related to urban air pollution. Communitysensing [89] is also an air quality monitoring system which provides both hand-held devices and a platform to be fixed into municipal vehicles such as street sweepers. Aircasting [90] is a platform for recording, mapping, and sharing health and environmental data using smartphones and custom monitoring devices. Context information includes sound levels, temperature, humidity,

carbon monoxide (CO) and nitrogen dioxide (NO₂) gas concentrations, heart and breathing rate, activity level, and peak acceleration.

Water Quality Monitoring Floating Sensor Network [91] collects real-time, high-resolution data on waterways via a series of mobile sensing ‘drifters’ that are placed in the water. It collects context information such as water quality, water flow movement, and speed, temperature and water pollution. Intelligentriver [92] is also an observation system that supports research and provides real-time monitoring, analysis and management of water resources. A similar solution has been developed by Roboshal [93]. The difference is that their station is a mobile fish-shaped robotic device whose movement is controllable. Dontflush [94] is designed to enable residents to understand when overflows happen and reduce their wastewater production before and during an overflow event. Context information is processed in order to determine real-time sewage levels and advise users regarding safe flushing through a context-aware light bulb and SMS.

Natural Disaster Monitoring AmritaWNA [95] is a wireless landslide detection system that is capable of releasing alerts about possible landslides caused by torrential rain in the region. Context information is collected by sensors such as strain gauge piezometers, vibrating wire piezometers, dielectric moisture sensors, tilt meters, and geophones. This is a station-based solution. Insightrobotics [96] is a solution that detects forest fires by fusing context information collected through various kinds of sensors (i.e. temperature, wind, and so on) and networked cameras.

Smart Farming Microstrain [97] has developed a wireless environmental sensing system to monitor key conditions during the growing season in vineyards. Context information such as current temperature and soil moisture conditions, leaf wetness, and solar radiation is collected and fused in order to monitor vineyards remotely and alert farmers regarding critical situations. The collected data are used to support both real-time context-aware functionalities and historic data analysis. Bumblebee [98] monitors the lives of bumblebees by collecting and processing context information such as visual, audio, temperature, sunlight, and weather. It automatically tweets the current situation of the colony and well-being of the bees. Hydropoint [99] retrieves context information through 40,000 weather stations and automatically schedules irrigation based on individual landscape needs and local weather conditions, resulting in lower water bills and energy savings.

E. Smart Enterprise

In general, enterprise IoT solutions are designed to support infrastructure and more general purpose functionalities in industrial places, such as management and connectivity.

Transportation and Logistics Senseaware [100] is a solution developed to support real-time shipment tracking. The context information such as location, temperature, light, relative humidity and biometric pressure is collected and processed in order to enhance the visibility of the supply chain. HiKoB [101] collects real-time measurements such as temperature gradients within the road, current outdoor temperatures, moisture, dew and frost points from sensors deployed in roads and provides traffic management, real-time information on traffic conditions, and services for freight and

logistics. Cantaloupesys [102] allows the user to keep track of stocks in vending machines remotely. Timely and optimal replenishment strategies (i.e. the elimination of unnecessary truck travel and smaller loads per truck) are determined from context information related to usage patterns.

Infrastructure and Safety SmartStructures [103] collects data from sensors embedded within concrete piles in foundations which enables post-construction long-term load and event monitoring. Yanzi [104] is a solution that enables the user to monitor, maintain, and manage lifts, elevators, heating systems, energy consumption, motion detection, and surveillance. Context information is retrieved through sensors such as video, temperature, motion, and light. Engaugeinc [105] is a remote fire extinguisher monitoring system. Multiple sensors are used to collect context information that allows the user to determine when a fire extinguisher is blocked, when it is missing from its designated location, or when its pressure falls below safe operating levels. Alerts are sent out via email, phone, pager, and a software-based control panel.

Energy and Production Wattics [106] is a smart metering solution that manages energy consumption at the individual appliance and machine level. Context information is used to understand usage pattern recognitions of each appliance through software algorithms which predict and load balance to reduce the energy cost. Sightmachine [107] continuously processes context data gathered from sensors, lasers, and network cameras, makes assessments in real time, and allows the user to stop problems before they happen with regard to industrial manufacturing machines and equipment.

Resources Management Onfarmsystems [108] is an IoT solution designed to facilitate smart farming through accommodating increasingly complex and interconnected farming equipment. Context information such as energy, pesticide, mapping/ location, soil moisture, telemetry, weather, and monitoring are used to support efficient real-time decision-making. HeatWatch [109] is a cattle monitoring solution that records the activities of each animal. Recorded context information includes such information as movement, time of day of the mount, and duration of the mount. Such information enables farmers to breed more cows and heifers earlier, obtain better results (more pregnancies), use less semen, spend much less time, and be more efficient. Motionloft [110] is a solution that monitors pedestrian and vehicle movements in real-time by collecting activity data. It enables boutique retailers, large chains, restaurants, and bars to understand the impact which vehicle and pedestrian traffic has on their revenue.

III. TECHNOLOGY REVIEW OF IOT SOLUTIONS

In this section, we summarise, from the technology point of view, the results surveyed so far. Our review criteria are explained in detail in Table II. The results are presented in Table III. Specifically, our objective is not to discuss the technologies in details but to survey and compare the usage of the technologies (i.e. column (7), (8), (9) in Table II) and solution models employed by different IoT solutions (i.e. column (10), (11), (12) in Table II). Over the last few years, IoT has been surveyed in many different perspective. Leading surveys that discuss different aspects of IoT technologies are presented in Section I. In Section IV, we will analyse trends and lessons learned from the survey in detail.

TABLE II
SUMMARY OF THE TAXONOMY USED IN TABLE III

Taxonomy	Description
1 Project	The name of the project, product or solution sorted by 'Category' and then by 'Project Name' within each category in ascending order
3 Year	Last known active year of the project.
4 Category	Category that the solution belongs to. Each category is denoted by a different colour: red ■ (smart city), yellow ■ (smart environment), blue ■ (smart enterprise), green ■ (smart wearable), and purple ■ (smart home). Some solutions belongs to multiple categories.
5 Availability	The ability to obtain (free or purchase) each IoT solution. Available solutions are denoted by (✓). .
6 Price	The price of the IoT solution. It can be unit price or service price or both. All the prices are denoted in US dollars. Superscript number denotes the original currency where the IoT solution has been sold: USD (1), AUD (2), EURO (3), and GBP (4). Further, if it is a service, additional superscripts are used to denote payment period: monthly (m) and yearly (y). Currency conversion has been performed on 2013-December-11 using online service provided by www.xe.com .
7 Hardware and / or Software	This indicate whether the IoT solution consists of hardware (H) unit, software (S) service or both
8 Wireless Technology	Different types of wireless technologies used in each of the IoT solutions are denoted as follows: (Mobile) Ad-hoc Network using Ultrasonic communication (A) , WiFi (W), Bluetooth (B), USB (U), Cellular Radio / GSM (C), ZigBee (Z), RF (R), GPS (G)
9 Platform	IoT solutions have utilized different platforms. Some solutions support multiple platforms as follows: Android (A), Blackberry (K), IOS (I), Web based service (B), Mac OSX (M), Windows (W), and Linux (L)
10 License	The IoT solutions are covered by different licenses as follows: Commercial (C), Open-source (O), Research & Development (R), and Free (F). No specific license information were available for cases denoted by (R) which were carried out as research initiatives and possibly available for collaborative research work with permission for non-commercial work. (F) denotes solutions which are available for free without any governing licenses.
11 Unit and / or subscription	The IoT solution that are sold as a unit are denoted by (U) and others cases where the solution need to be purchased as a subscription are denoted by (S)
12 Product and / or Service	IoT solutions that marketed as a product are denoted by (P) and the solutions marketed as services are denoted by (S). Some IoT solutions have both product and service components.

Note: Cases where sufficient information were not available are denoted by (-)

IV. TRENDS AND LESSONS LEARNED

In this section, we highlight and discuss some of the trends in the IoT solutions in the marketplace. The trends can be categorised 1) *based on domains, functionalities, and value*, and 2) *based on technology*.

1) *Domains, Functionalities, and Value*: Most of the IoT solutions are narrowly focused on providing one functionality. However, we have seen that a number of generic platforms are being developed (e.g. Ninja Blocks [61], SmartThings [60], and Twine [62]) to support applications in the domains of the smart home and the smart city. In general, more solutions are focused on the wearable and the smart home domains. One reason for this concentration is the market potential. These solution providers can earn a significant financial return for their solutions due to the larger consumer market. In addition, it has been revealed that the IoT solutions in the smart home and wearable domains are comparatively easy to develop and therefore low in price. Building smart enterprise, smart environment, and smart city solutions takes much effort and time due to the complexity and unique challenges in comparison to other domains. Some of the unique challenges are the sustainability of the hardware devices in harsh outdoor environments; the availability of energy sources for sensing, processing and communication in remote and outdoor locations; and the maintenance and repair of the hardware. These challenges justify the low interest in these domain areas, specially on the part of start-ups and small companies.

































































2) *Technology: Hardware and Software Platforms*: According to the survey results presented in Table III, it is evident that most of the IoT solutions include both custom hardware and software. It is also to be noted that some of the solutions are not available for immediate purchase but are on the way to the market (e.g. pre-order). In terms of communication, WiFi and Bluetooth are the most commonly used protocols. Additionally, an increasing number of the IoT

solutions support more than one platform (e.g. Android, iOS, browser-based, Windows, Linux, and Mac). Mostly, they are built around the Android and iOS platforms. Most of the solutions are protected under a commercial license and both software and hardware are closed-source. The majority of the IoT solutions are sold as units. Though solutions may have both software and hardware components, the price is mainly for the hardware and the accompanying software is free. The only exceptions are solutions that are completely based on the cloud, where they charge for subscription.

In most of the wearable solutions, smartphones are used as an interface for human–system interaction. Smart wearable solutions generally have two or three components. Custom designed wearable devices are used to capture the context and sense the phenomena. Then, either processed or raw data is sent to a processing device, which is usually a smart phone (or a device with a similar computational capability). The smartphone then visualises and presents the outcome (e.g. alerts and notifications) to the users. One such example is Lumoback [32], which tracks posture and daily activities in real time. Lumoback collects data through a wearable waist belt and pushes the data directly to the smartphone. [Human Computer Interaction \(HCI\) plays a significant roles in the success of IoT products and solutions. When combining different interaction mechanisms, IoT product designers will need to select the right combination of methods based on number of different factors such as data processing and communication capability, energy, hardware cost, target user knowledge, criticality of the product and so on. Commonly available options are gesture, voice, touch. Further, IoT products can use smart phones, tablets and wearable devices to enable user interactions.](#)

Alternatively, sensors may send data to custom gateway devices and then push to the cloud over GSM or WiFi. In such situations, cloud services push the outcome to a mobile device to update the user on the real-time activities. For example, Mimobaby [29] is a baby movement monitoring wearable

TABLE III
EVALUATION OF SURVEYED RESEARCH PROTOTYPES, SYSTEMS, AND APPROACHES

Project Name	Citations	Year	Category	Availability	Price	Hardware Software	Wireless Technology	Platform	License	Unit Subscription	Product Service
(1)	(2)	(3)	(4)	(5)	(6)	(7)	(8)	(9)	(10)	(11)	(12)
.NET Gadgeteer	[20]	2013		✓	Vary	H	All	-	O	U	P
Arduino	[21]	2013		✓	Vary	H	All	-	O	U	P
ThingWorx	[82]	2013		✓	-	S	All	B	C	S	S
Xively	[83]	2013		✓	999 - 39,000 ^y	S	All	B	C	S	S
All Traffic	[80]	2013		✓	-	H,S	B,C,W	A,B	C	S	P,S
CityDashboard	[111]	2013		✓	Free	S	C,W	B	R	-	S
Common Sense	[89]	2013		✓	-	H,S	B,C	B	R	U	P,S
Enevo	[112]	2013		✓	-	H	C	B	-	S	P,S
Estimate Beacons	[113]	2013		✓	99.00 ¹	H,S	B	A,I	O	U	P
Livehoods	[86]	2013		✓	Free	S	C,W	B	F	-	S
ParkSight	[78]	2013		-	-	-	-	-	-	-	-
Pavegen	[114]	2013		✓	-	H	-	B	R	U	P
Placemeter	[115]	2013		-	-	H,S	C,W	-	-	S	S
Points	[116]	2013		✓	-	H	W	B	-	U	S
SceneTap	[87]	2013		✓	-	H,S	C,W	A,B,I	C	S	S
Smart Street Lighting	[85]	2013		✓	-	-	-	-	-	-	-
SmartBelly components	[84]	2013		✓	-	-	C	B	-	-	P,S
Street Bum	[81]	2013		✓	Free	S	C,W	I	F	-	S
Uber	[79]	2013		✓	-	-	C	A,I	C	U	S
WaspMote	[25]	2013		✓	-	H,S	C,R,W,Z	B	-	-	-
Motionloft property analytics	[110]	2013		✓	279.00 ^{1,m}	H,S	-	B	C	S	S
PROJECT GRIZZLY	[101]	2013		✓	-	H,S	-	-	O	-	-
Air Quality Egg	[88]	2013		✓	-	H,S	-	B	O	P	S
AirCasting	[90]	2013		✓	-	H,S	B,C,W	A	O	U	P,S
FleetSafer OBD	[117]	2013		✓	-	H	B	-	C	U	P
GPS Trailer Tracking	[118]	2013		✓	-	H	G,W	-	C	U	P
HeatWatch II	[109]	2006		✓	-	H,S	R	-	C	U	P,S
Intelligence Golf Course Irrigation	[119]	2012		✓	-	H,S	-	-	-	-	P
Limitless Wireless Operator	[120]	-		✓	-	H	R	-	C	U	P
OnFarm	[108]	2012		✓	0-1,500 ^{1,y}	H,S	-	-	C	S	P,S
Asset Tracking System	[121]	-		✓	-	H	C,R	-	C	U	P
Remote Fire Extinguisher	[105]	-		✓	-	H,S	-	-	C	U	P
Remote Site Management	[104]	2011		✓	-	H,S	W	A,B,I	C	S	P,S
Remote Tank Monitoring Solution	[122]	2013		✓	-	H,S	-	-	C	U	P
Seed Platform	[102]	2012		✓	-	H,S	-	B	C	S	P,S
SenseAware	[100]	2013		✓	-	H,S	C	B	C	U	P,S
Sight Machine	[107]	2013		✓	-	H,S	-	-	O	-	-
Smart metering	[106]	2011		✓	-	H,S	-	-	C	U	P,S
Smart Pallet	[123]	2012		✓	-	H	R	-	C	U	P
SmartPile	[103]	2013		✓	-	H,S	-	B	C	U	P,S
temperaturealert	[124]	2012		✓	-	H	C,U,W	-	C	U	P
Bumblebee nesting project	[98]	2013		✓	-	-	-	B	R	-	S
Wildfire Detection System	[96]	2012		✓	-	H,S	-	-	-	U	P,S
dontflushme	[94]	2013		-	-	H,S	-	B	O	U	P,S
Intelligent River	[92]	2013		✓	-	H,S	-	-	R	U	P,S
Vineyard Remote Monitoring	[97]	2013		✓	-	H,S	C	-	C	-	-
Shoal	[93]	2012		✓	32,879.13 ⁴	H,S	A	-	C	U	P,S
The Floating Sensor Network	[91]	2013		✓	-	H,S	C	B	R	U	P,S
Asthmapolis	[125]	2013		-	-	H,S	B	I,A	R	U	P
Autographer	[52]	2013		✓	399.00 ¹	H	B,U	-	C	U	P
BASIS	[35]	2012		✓	199.00 ¹	H,S	B,W	A,I,B	C	U	P
BEARTEK Gloves	[126]	2012		-	-	H	B	-	R	U	P
Beddit	[30]	2013		✓	411.26-680.85 ³	H,S	B	A,I	C	U,S	P
BleepBleep	[127]	2013		✓	-	H,S	B	A,I	C	U,S	P,S
BodyGuardian Remote Monitoring	[53]	2013		-	-	H,S	B,W	B	-	-	P,S
fitbit	[51]	2013		✓	63.94-137.08 ²	H,S	B,W	A,I,M,W	C	U	P
Galaxy Gear	[51]	2013		✓	299.00 ¹	H,S	B,W	A	C	U	P
Helios Bars	[128]	2013		✓	199.00 ¹	H,S	B,G	I	C	U	P
LINK Armband	[36]	2013		✓	149.00 ¹	H,S	B	A,I,B	C	U,S	P,S
Lively	[129]	2013		✓	149.00 ¹ -	H,S	C	B,I	C	U,S	P,S
LUMObac	[32]	2013		✓	149.00 ¹	H,S	B	I	C	U	P
MUZIK headphones	[130]	2013		-	299.00 ¹	H,S	B	A,I	O	U	P
NFC ring	[131]	2013		-	-	H,S	B	-	O	U	P
Oakley Airwave Goggles	[42]	2013		✓	599.95 ¹	H,S	B	A,I	C	U	P
Owlet	[132]	2013		-	-	H,S	-	I	C	U	P
Rest Device	[29]	2012		-	-	H,S	W	-	R	U	P
Sensoria Smart Sock	[48]	2013		-	-	H,S	B	-	R	U	P
shockbox Impact alert sensors	[44]	2013		✓	149.99 ¹	H	B	A,I,K	C	U	P

Project Name	Citations	Year	Category	Availability	Price	Hardware Software	Wireless Technology	Platform	License	Unit Subscription	Product Service
(1)	(2)	(3)	(4)	(5)	(6)	(7)	(8)	(9)	(10)	(11)	(12)
SIGMO	[133]	2013	■	✓	-	H,S	B	-	C	U	P
TJacket	[31]	2013	■	✓	499.00 ¹	H,S	-	I,A	C	U	P
Withings Wireless Scales	[134]	2013	■	✓	137.48-206.26 ³	H,S	B,W	A,I	R	U	P
BeClose Senior Safety System	[135]	2013	■	✓	399.00 ¹ -	H,S	W	-	C	U,S	P
Smart pill bottles	[136]	2013	■	-	-	-	C	-	O,R	U	P
Whistle	[137]	-	■	✓	99.95 ¹	H,S	B,W	A,I	C	U	P
AirBoxLab	[138]	2013	■	✓	-	H	W	A,I	C	U	P
BiKN	[139]	2013	■	✓	129.99 ¹	H,S	W	I	C	U	P
BrewBit	[140]	2012	■	✓	199.00 ¹	H,S	W	A,I	O	U	P
Canary	[141]	2013	■	-	-	H,S	W	A,I	C	U	P
Fliwer	[142]	2013	■	✓	-	H,S	R,W	B	C	U	P
Good Night Lamp	[74]	2013	■	✓	122.42-206.33 ³	H	W	B	C	U	P
Hintsights	[143]	2013	■	-	-	H,S	-	-	O	-	S
iDoorCam	[144]	2013	■	✓	164.95 ¹	H,S	W	A,I	C	U	P
Iris	[145]	2013	■	✓	299.00 ¹	H	W	B	C	U,S	P,S
Koubachi	[146]	2013	■	✓	122.41-273.72 ³	H	W	A,I	C	U	P
Lernstift	[147]	2013	■	-	-	H	W	L	C	U	P
Lockitron	[71]	2009	■	✓	179.00 ¹	H	B,W	A,I	C	U	P
Nest Thermostat	[70]	2013	■	✓	249.00 ¹	H,S	W	I,A	C	U	P
Netatmo	[66]	2013	■	✓	129.00-199.00 ¹	H	-	A,I	C	U	P
Ninja Blocks	[61]	2013	■	✓	199.00-250.00 ¹	H,S	W,B,Z	A,B,I	C,O	U	P,S
OpenSprinkler	[148]	2013	■	✓	114.15-206.31 ³	H,S	W	A,I	O	U	P
PetzillaConnect	[149]	2013	■	✓	94.91 ⁻³	H,S	W	A,I	C	U	P
Philips Hue Connected Bulb	[150]	2013	■	✓	199.95 ¹	H,S	W	I	C	U	P
Pintofeed	[151]	2013	■	✓	179.00 ¹	H,S	W	A,I,W	C	U	P
Sensr.net	[152]	2013	■	✓	94.91 ⁻³	H	W	B	C	U,S	P,S
SmartThings	[60]	2013	■	✓	199.00-299.00 ¹	H,S	-	I,A	C	U	P
TADO	[69]	2013	■	✓	-	H,S	W	I,A	C	U	P
Twine	[62]	2013	■	✓	124.95-199.95 ¹	H	W	B	C	U	P
Ubi	[65]	2013	■	✓	219.00 ¹	H,S	W	A	O	U	P
WeMo Switch	[68]	2013	■	✓	75.22-78.99 ¹	H,S	W	A,I	C	U	P
WhereDial	[73]	2013	■	✓	162.77-179.20 ⁴	H	W	B	O	U	P

solution. Mimobaby collects data from sensors attached to the baby's clothes. Then, it transfers the data to a nearby custom gateway which uses home WiFi connectivity to push the data to the cloud. Then, the cloud services alert the parents' smartphone in real-time. Figure 2 illustrates some of the most common communication patterns used in the IoT solutions. Data collected by the IoT solutions may be sent to the cloud for further processing, historical archiving, or pattern recognition. Mobile devices allow users to immediately take action or perform actuation tasks. In such circumstances, the communication between the hardware and the mobile devices is performed using short distance communication protocols, such as Bluetooth, and long range communication tasks are performed via WiFi or GSM.

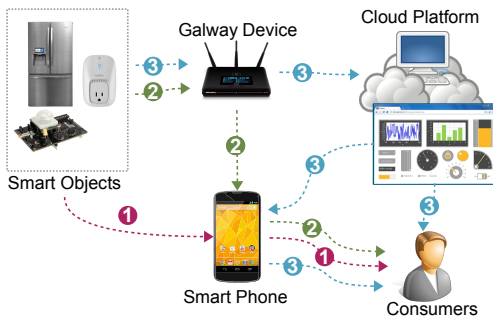


Fig. 2. Common Communication Patterns in IoT Applications. There are mainly three types of common patterns

It is also evident that cloud IoT platforms are trying to build their own ecosystems by facilitating and supporting third party

extensions (also called plugins) development and distribution through *app store*. We have repeatedly seen such trends in both PC market and smartphone markets. IoT platform developers are increasingly support non-technical people to build IoT solutions by providing easy ways to assemble the components without programming knowledge [25], [153].

V. OPEN RESEARCH CHALLENGES

In this section, our objective is to discuss some of the major challenges that need to be addressed in order to build the IoT. These challenges are yet to be addressed, by either academia or industry, in a comprehensive manner. The solutions for these issues need to be come from technological, social, legal, financial, and business backgrounds in order to receive wide acceptance by the IoT community.

1) *Modularity and Layered Interoperability*: Modularity is a key to success in the IoT paradigm. The notion of modularity goes hand in hand with interoperability. We can interpret modularity in different ways. First, the hardware / physical layer in the IoT needs to support modularity. This means, ideally, consumers should be able to build a smart object (or an Internet connected object) by putting different modules (e.g. sensors or actuators) produced by different manufacturing companies together without getting restricted to one vendor. Such modularity reduces the entry barriers to the IoT marketplace. Further, interoperability will increase the level of creativity and will reduce costs due to competition. Modularity also allows organisations to focus on one component of the IoT architecture and become experts on that, rather than having

to build end to end solutions, something which leads to re-inventing the wheel. Furthermore, modularity provides more choices and options to the consumers as to which modules to use and when, based on factors such as reliability.

Modularity is vital in software / cloud services layer as well. Especially in sensing as a service model [14], something which provides an economical business model for the IoT, users should have the right and flexibility to choose and use cloud services either in a standalone fashion or as a composition of multiple services [154], [155] based on their own priorities and preferences [156]. Modularity needs to be governed by rigorous standardisation processes. Semantics technologies can also be used to improve the interoperability through knowledge reuse and knowledge mapping. In addition, interoperability can be achieved through mediators and adapters. At the hardware level, modularity has been introduced to some extent by platforms such as Arduino [21] and Microsoft's .NET Gadgeteer [20]. However, cross platform compatibility is not yet supported. In recent years, we have seen many different IoT companies building cross layer partnerships with each other to ensure comparability and interoperability. For example, sensing hardware platform designers are partnering with cloud IoT solution providers. However, standardisations and collaboration with competitors is rarely seen within layers (e.g. among different hardware vendors). The concept of an app store for IoT solutions is currently supported by HomeOS [63] and ThingWorx [82]. They have started to support modularity by allowing third parties to develop extensions to their IoT middleware platforms. The integration of multiple cloud platform service providers will enable more data sharing and value creation [157].

2) *Unified Multi-Protocol Communication Support*: Designing protocols and systems for wireless industrial communications will have a significant impact on the successful adoption of the IoT [158]. IoT solutions use different types of communication protocols, mostly through wireless channels [159]. WiFi, Bluetooth, 3G, Zigbee, and z-wave are some of them. Even though they seem few, incompatibility makes developing the IoT applications more challenging. Each protocol has its own advantages and disadvantages [77]. Comparisons of these protocols are presented in [159], [77]. Some protocols are efficient in long distance communication and others are efficient in short distance communication. It is important to address the challenge of developing a high-level framework that handles the difference of protocols behind the scenes without bothering the developers or consumers. Therefore, an ideal framework should allow the developers to focus on data communications at a high level (e.g. what to send and when) rather than dealing with low-level communication protocol details (e.g. which protocol to use when, and implementation-level differences). Such a high-level framework will increase the efficiency and effectiveness of the IoT solutions and will also save a significant amount of development time. Intelligent context-aware capabilities need to be integrated into the IoT solutions so the communication tasks and related decisions will be made and handled based on the capabilities and the energy availability of the ICs at a given situation. The importance of standardising a protocol stack for the IoT is highlighted and discussed in [16].

3) *Sustainable Business Models*: A sustainable business model is essential for building a sustainable IoT paradigm.

Most of the IoT solutions we have reviewed are narrowly focused on addressing one problem. They have missed the bigger picture of the IoT and earnings potential. Sharing data in open markets can add more value to the IoT solutions. One such business model is presented in [14] in detail. Preliminary work towards building such a model is currently conducted by the project HAT (Hub of All Things) [160]. HAT is a platform for a multi-sided market powered by the IoT which expects to create opportunities for new economic & business models. It aims to create a market platform for the home based on the data generated by individuals' consumption, behaviour, and interactions. Such data exchange, in secure and privacy preserved manner, would generate additional value that may help to maintain the IoT infrastructure in the long-term.

For example, one institution (primary) may deploy and maintain sensors in public infrastructures such as roads and bridges with the intention of monitoring their structural health and the public safety. Other institutions (secondary) who are interested in such data can purchase them through an auction-like marketplace. Secondary institutions may have different intentions, such as local weather monitoring, environmental pollution monitoring, and local traffic condition monitoring. The financial support offered by secondary institutions motivates the primary institute to deploy and maintain sensors over the long term. In this way, primary and secondary institutions will benefit by the transaction's creating a sustainable economic model. The details of such markets are discussed from the technology perspective in [14] and from the business perspective in [160].

4) *Ownership, Privacy and Security*: One of the biggest technical, social, and legal challenges is protecting privacy and creating a secure environment for the IoT. Unfortunately, these have been the challenges least addressed. Due to the limited adoption of IoT, not many security and privacy challenges have been identified. We can expect more challenges to be identified over the coming years due to the growing adoption of IoT solutions. The security issues have two aspects. One aspect is data security. The other aspect is the security of the IoT solutions (e.g. security related to sensing communication, iterations, authentication, and actuation). In the fully automated and integrated IoT paradigm, security breaches can be life threatening and can have devastating economic and social impact. Especially the new business models that we briefly discussed in the above section may create additional challenges regarding data ownership and privacy.

As we discussed in [14], anonymisation is a critical process in the IoT data flow. The data collected by households always needs to be anonymised in such a way that no one will be able to trace it back to its exact origin. Data may be identified and grouped broadly into certain geographical regions, but not for individuals or households. Another aspect of this challenge is ownership transfer. Technology should be intelligent enough to identify its current owner and follow their commands and preferences. The details of such ownership transfers are discussed in [14]. In addition to the technology-based security and privacy solutions, legal terms need to be developed in order to protect the consumers and the data they own.

VI. CONCLUDING REMARKS

This paper presented a survey of the IoT solutions in the emerging marketplace. We classified the solutions in the

market broadly into five categories: smart wearable, smart home, smart city, smart environment, and smart enterprise. Under each category, we discussed and summarised the functionalities provided by each solution. We also examined the contribution of each solution towards improving the efficiency and effectiveness of consumers' lifestyle as well as of society in general. It is important to highlight the proliferation of wearable solutions in the market. Despite the long existence of wearable computing, those products did not reach the consumer market until recently. It is clear that more and more wearable solutions will make their way into the IoT marketplace over the coming years. Further, we can see a significant investment and focus on indoor smart home and office domains, in comparison to environmental monitoring solutions.

Moreover, we also see a substantial amount of investment made in research and development towards supply chain management. These solutions are aimed at large scale industry players who are looking for novel methods to optimise their supply chain processes, especially through real-time data collecting, reasoning, and monitoring. Until household consumers adopt IoT solutions, the majority of the value creation is expected to occur with large scale industries. Finally, we discussed the lessons learned and listed some of the major research challenges and opportunities. We believe further research that addresses these open challenges will help to develop more interesting IoT solutions and strengthen the existing solutions in this area in both the industrial and the academic sectors.

REFERENCES

- [1] C. Perera, A. Zaslavsky, P. Christen, and D. Georgakopoulos, "Context aware computing for the internet of things: A survey," *Communications Surveys Tutorials, IEEE*, vol. 16, no. 1, pp. 414–454, 2013.
- [2] L. Atzori, A. Iera, and G. Morabito, "The internet of things: A survey," *Comput. Netw.*, vol. 54, no. 15, pp. 2787–2805, Oct. 2010. [Online]. Available: <http://dx.doi.org/10.1016/j.comnet.2010.05.010>
- [3] A. Dohr, R. Modre-Oprian, M. Drobics, D. Hayn, and G. Schreier, "The internet of things for ambient assisted living," in *Information Technology: New Generations (ITNG), 2010 Seventh International Conference on*, 2010, pp. 804–809. [Online]. Available: <http://dx.doi.org/10.1109/ITNG.2010.104>
- [4] S. Bandyopadhyay, M. Sengupta, S. Maiti, and S. Dutta, "Role of middleware for internet of things: A study," *International Journal of Computer Science and Engineering Survey*, vol. 2, pp. 94–105, 2011. [Online]. Available: <http://airccse.org/journal/ijcses/papers/0811cses07.pdf>
- [5] L. Xu, W. He, and S. Li, "Internet of things in industries: A survey," *Industrial Informatics, IEEE Transactions on*, vol. PP, no. 99, pp. 1–1, 2014.
- [6] C. Tsai, C. Lai, M. Chiang, and L. Yang, "Data mining for internet of things: A survey," *Communications Surveys Tutorials, IEEE*, vol. PP, no. 99, pp. 1–21, 2013.
- [7] E. Gaura, J. Brusey, M. Allen, R. Wilkins, D. Goldsmith, and R. Rednic, "Edge mining the internet of things," *Sensors Journal, IEEE*, vol. 13, no. 10, pp. 3816–3825, Oct 2013.
- [8] A. Athreya and P. Tague, "Network self-organization in the internet of things," in *Internet-of-Things Networking and Control (IoT-NC), 2013 IEEE International Workshop of*, June 2013, pp. 25–33.
- [9] L. Atzori, A. Iera, and G. Morabito, "From smart objects to social objects: The next evolutionary step of the internet of things," *Communications Magazine, IEEE*, vol. 52, no. 1, pp. 97–105, January 2014.
- [10] A. Zanella, N. Bui, A. Castellani, L. Vangelista, and M. Zorzi, "Internet of things for smart cities," *Internet of Things Journal, IEEE*, vol. PP, no. 99, pp. 1–1, 2014.
- [11] Z. Sheng, S. Yang, Y. Yu, A. Vasilakos, J. Mccann, and K. Leung, "A survey on the ietf protocol suite for the internet of things: standards, challenges, and opportunities," *Wireless Communications, IEEE*, vol. 20, no. 6, pp. 91–98, December 2013.
- [12] D. Miorandi, S. Sicari, F. De Pellegrini, and I. Chlamtac, "Survey internet of things: Vision, applications and research challenges," *Ad Hoc Netw.*, vol. 10, no. 7, pp. 1497–1516, Sep. 2012. [Online]. Available: <http://dx.doi.org/10.1016/j.adhoc.2012.02.016>
- [13] J. Gubbi, R. Buyya, S. Marusic, and M. Palaniswami, "Internet of things (iot): A vision, architectural elements, and future directions," *Future Gener. Comput. Syst.*, vol. 29, no. 7, pp. 1645–1660, Sep. 2013. [Online]. Available: <http://dx.doi.org/10.1016/j.future.2013.01.010>
- [14] C. Perera, A. Zaslavsky, P. Christen, and D. Georgakopoulos, "Sensing as a service model for smart cities supported by internet of things," *Transactions on Emerging Telecommunications Technologies (ETT)*, vol. 25, no. 1, pp. 81–93, 2014.
- [15] A. Gluhak, S. Krco, M. Nati, D. Pfisterer, N. Mitton, and T. Razafindralambo, "A survey on facilities for experimental internet of things research," *Communications Magazine, IEEE*, vol. 49, no. 11, pp. 58–67, 2011.
- [16] M. Palattella, N. Accettura, X. Vilajosana, T. Watteyne, L. Grieco, G. Boggia, and M. Dohler, "Standardized protocol stack for the internet of (important) things," *Communications Surveys Tutorials, IEEE*, vol. 15, no. 3, pp. 1389–1406, 2013.
- [17] H. Ning, H. Liu, and L. Yang, "Cyberentity security in the internet of things," *Computer*, vol. 46, no. 4, pp. 46–53, 2013.
- [18] K. Zhao and L. Ge, "A survey on the internet of things security," in *Computational Intelligence and Security (CIS), 2013 9th International Conference on*, Dec 2013, pp. 663–667.
- [19] S. Balasubramaniam and J. Kangasharju, "Realizing the internet of nano things: Challenges, solutions, and applications," *Computer*, vol. 46, no. 2, pp. 62–68, Feb 2013.
- [20] S. Hodges, S. Taylor, N. Villar, J. Scott, D. Bial, and P. Fischer, "Prototyping connected devices for the internet of things," *Computer*, vol. 46, no. 2, pp. 26–34, 2013.
- [21] B. Evans, "Arduino programming note book," Tech. Rep., 2012.
- [22] G. Kortuem, F. Kawsar, D. Fitton, and V. Sundramoorthy, "Smart objects as building blocks for the internet of things," *Internet Computing, IEEE*, vol. 14, no. 1, pp. 44–51, jan.-feb. 2010. [Online]. Available: <http://dx.doi.org/10.1109/MIC.2009.143>
- [23] E. Welbourne, L. Battle, G. Cole, K. Gould, K. Rector, S. Raymer, M. Balazinska, and G. Borriello, "Building the internet of things using rfid: The rfid ecosystem experience," *Internet Computing, IEEE*, vol. 13, no. 3, pp. 48–55, 2009.
- [24] A. Caragliu, C. D. Bo, and P. Nijkamp, "Smart cities in europe," in *3rd Central European Conference in Regional Science-CERS*, October 2009, pp. 45–59. [Online]. Available: http://www.cers.tuke.sk/cers2009/PDF/01_03_Nijkamp.pdf
- [25] Libelium Comunicaciones Distribuidas S.L., "WaspMote," 2013, <http://www.libelium.com/products/plugin-sense> [accessed on: 2013-08-13].
- [26] A. Pantelopoulou and N. Bourbakis, "A survey on wearable sensor-based systems for health monitoring and prognosis," *Systems, Man, and Cybernetics, Part C: Applications and Reviews, IEEE Transactions on*, vol. 40, no. 1, pp. 1–12, 2010.
- [27] O. Lara and M. Labrador, "A survey on human activity recognition using wearable sensors," *Communications Surveys Tutorials, IEEE*, vol. 15, no. 3, pp. 1192–1209, 2013.
- [28] T. Starner, "The challenges of wearable computing: Part 1," *Micro, IEEE*, vol. 21, no. 4, pp. 44–52, 2001.
- [29] Rest Devices, Inc., "Rest Device," 2012, <http://www.restdevices.com/> [accessed on: 2013-07-31].
- [30] Beddit, "BGuide: QQuick Guide," Tech. Rep., 2013.
- [31] James Teh, "TJacket," 2013, <http://mytjacket.com/> [accessed on: 2013-08-09].
- [32] M. Perakash, C. Wang, and A. Chang, "Silicon Valley Syndrome," LUMO Body Tech, Inc., Tech. Rep., 2013.
- [33] Corey Menscher, "kickbee," 2013, <http://kickbee.net/> [accessed on: 2013-08-19].
- [34] Zephyr Technology Corp, "Bioharness," 2013, <http://zephyr-technology.com/products/>.
- [35] Basis Science, Inc., "BASIS," 2012, <http://www.mybasis.com/> [accessed on: 2013-07-30].
- [36] BodyMedia, Inc, "Manual & Quick Start Guide: Wireless LINK Armband," Tech. Rep., 2013.
- [37] Lark technologies, "Lark," 2013, <http://lark.com/> [accessed on: 2013-08-19].
- [38] Seraphim Sense Ltd, "Angel sensor band," 2013, <http://www.angelsensor.com/> [accessed on: 2013-08-19].
- [39] Paul and Rudy, "Embraceplus," 2013, <https://www.trycelery.com/shop/embraceplus> [accessed on: 2013-08-19].
- [40] Bionym product, "nymi," 2013, <http://www.getnymi.com/> [accessed on: 2013-08-19].
- [41] Acorn Projects ApS, "Leikr," 2013, <http://leikr.com/> [accessed on: 2013-08-19].

- [42] Oakley, Inc., "Oakley Airwave Goggles: Owners Manual," Tech. Rep., 2013.
- [43] Google, "Google glass," 2013, <http://www.google.com/glass/start/> [accessed on: 2013-08-19].
- [44] Impact Protective Inc., "shockboxtm Wireless Impact Sensor: The Worlds First Wireless And Affordable Sports Impact Sensor," Tech. Rep., 2013.
- [45] ICedot, "Icedot," 2013, <http://icedot.org/site/crash-sensor/> [accessed on: 2013-08-19].
- [46] Zepp US Inc, "Zepp," 2013, <http://www.zepp.com/> [accessed on: 2013-08-19].
- [47] ElectricFoxy, "Electricfoxy," 2013, <http://www.electricfoxy.com/projects/pulse-stay-in-your-zone/> [accessed on: 2013-08-19].
- [48] Heapsylon, "Sensoria Smart Sock," Phys.org, Tech. Rep., 2013.
- [49] Ducere Technologies, "Lechal," 2013, <http://ducertech.com/products.html> [accessed on: 2013-08-19].
- [50] Proteus Digital Health, "Helius," 2013, <http://proteusdigitalhealth.com/> [accessed on: 2013-08-19].
- [51] Fitbit, Inc., "Fitbit User's Manual," Tech. Rep., 2013.
- [52] OMG plc, "Autographer," 2013, <http://www.autographer.com/> [accessed on: 2013-07-30].
- [53] Preventice, "BodyGuardian Remote Monitoring System," Tech. Rep., 2013.
- [54] F. Viani, F. Robol, A. Polo, P. Rocca, G. Oliveri, and A. Massa, "Wireless architectures for heterogeneous sensing in smart home applications: Concepts and real implementation," *Proceedings of the IEEE*, vol. 101, no. 11, pp. 2381–2396, 2013.
- [55] N. Agoulmine, M. Deen, J.-S. Lee, and M. Meyyappan, "U-health smart home," *Nanotechnology Magazine, IEEE*, vol. 5, no. 3, pp. 6–11, 2011.
- [56] D.-M. Han and J.-H. Lim, "Design and implementation of smart home energy management systems based on zigbee," *Consumer Electronics, IEEE Transactions on*, vol. 56, no. 3, pp. 1417–1425, 2010.
- [57] F. Iglesias and P. Palensky, "Profile-based control for central domestic hot water distribution," *Industrial Informatics, IEEE Transactions on*, vol. 10, no. 1, pp. 697–705, 2014.
- [58] C.-L. Wu and L.-C. Fu, "Design and realization of a framework for human-system interaction in smart homes," *Systems, Man and Cybernetics, Part A: Systems and Humans, IEEE Transactions on*, vol. 42, no. 1, pp. 15–31, 2012.
- [59] D. Cook, A. Crandall, B. Thomas, and N. Krishnan, "Casas: A smart home in a box," *Computer*, vol. 46, no. 7, pp. 62–69, 2013.
- [60] Physical Graph Corporation., "SmartThings Hub User Guide," Tech. Rep., 2013.
- [61] M. Schappi, "How to setup the ninja block software image using linux," Ninja Blocks, Tech. Rep., 2013.
- [62] Supermechanical Limited Liability Company, "Twine: Supermechanical The companys Twine sensors simplify home monitoring," Spectrum.IEEE.org, Tech. Rep., 2013.
- [63] C. Dixon, R. Mahajan, S. Agarwal, A. J. Brush, B. Lee, S. Saroiu, and P. Bahl, "An operating system for the home," in *Proceedings of the 9th USENIX Conference on Networked Systems Design and Implementation*, ser. NSDI'12. Berkeley, CA, USA: USENIX Association, 2012, pp. 25–25. [Online]. Available: <http://dl.acm.org/citation.cfm?id=2228298.2228332>
- [64] A. B. Brush, E. Filippov, D. Huang, J. Jung, R. Mahajan, F. Martinez, K. Mazhar, A. Phanishayee, A. Samuel, J. Scott, and R. P. Singh, "Lab of things: A platform for conducting studies with connected devices in multiple homes," in *Proceedings of the 2013 ACM Conference on Pervasive and Ubiquitous Computing Adjunct Publication*, ser. UbiComp '13 Adjunct. New York, NY, USA: ACM, 2013, pp. 35–38. [Online]. Available: <http://doi.acm.org/10.1145/2494091.2502068>
- [65] Unified Computer Intelligence Corporation, "Ubi," 2013, <http://theubi.myshopify.com/> [accessed on: 2013-08-13].
- [66] Household Technology PTY LTD., "netatmo: Urban Weather Station," Tech. Rep., 2013.
- [67] Koninklijke Philips, "Meethue personal wireless lighting," 2013, KoninklijkePhilips [accessed on: 2013-08-22].
- [68] Belkin International Inc, "WeMo Switc: The smartphone home remote," Tech. Rep., 2013.
- [69] TADO GmbH, "TADO: The Heating App: Information," Tech. Rep., 2013.
- [70] Nest Lab, "Nest Learning Thermostat: Fact Sheet," Tech. Rep., 2013.
- [71] Apigy Inc, "Lockitron Manual," Tech. Rep., 2009.
- [72] OleoApps Inc., "Blufit: smart water bottle," 2013, <http://blufitbottle.com/> [accessed on: 2013-08-22].
- [73] John McKerrill, "WhereDial," 2013, <http://blog.mapme.at/wheredial/> [accessed on: 2013-08-12].
- [74] Alexandra Deschamps-Sonsino, "Good Night Lamp," 2013, <http://goodnightlamp.com/> [accessed on: 2013-08-12].
- [75] K. Su, J. Li, and H. Fu, "Smart city and the applications," in *Electronics, Communications and Control (ICECC), 2011 International Conference on*, sept. 2011, pp. 1028–1031. [Online]. Available: <http://dx.doi.org/10.1109/ICECC.2011.6066743>
- [76] V. Gungor, D. Sahin, T. Kocak, S. Ergut, C. Buccella, C. Cecati, and G. Hancke, "A survey on smart grid potential applications and communication requirements," *Industrial Informatics, IEEE Transactions on*, vol. 9, no. 1, pp. 28–42, 2013.
- [77] —, "Smart grid technologies: Communication technologies and standards," *Industrial Informatics, IEEE Transactions on*, vol. 7, no. 4, pp. 529–539, 2011.
- [78] Streetline, Inc, "ParkSight: The complete Smart Parking solution," Tech. Rep., 2013.
- [79] Uber, "Uber," 2013, <https://www.uber.com/> [accessed on: 2013-08-15].
- [80] All Traffic Solutions, "All Traffic," 2013, <http://www.alltrafficsolutions.com/smartapps-video/smartapps-overview/> [accessed on: 2013-08-15].
- [81] Connected Bits, "Street Bum," 2013, <http://streetbump.org/> [accessed on: 2013-08-15].
- [82] ThingWorx, "Thingworx: Smart systems innovator," Harbor Research, Tech. Rep., 2013, <http://www.thingworx.com/> [accessed on: 2013-08-22].
- [83] LogMeIn Inc., "Xively," 2013, <https://xively.com/> [accessed on: 2013-08-22].
- [84] SmartBelly components, "BigBelly Solar Intelligent Waste & Recycling Collection System," Tech. Rep., 2013.
- [85] Echelon Corporation, "Smart Street Lighting: Energy Control Networking Platform for Smart Street Lighting," Tech. Rep., 2013.
- [86] J. Cranshaw, R. Schwartz, J. I. Hong, and N. Sadeh, "The Livehoods Project: Utilizing Social Media to Understand the Dynamics of a City," in *Association for the Advancement of Artificial Intelligence (www.aaai.org)*, 2013, <http://livehoods.org/> [accessed on: 2013-08-19].
- [87] SceneTap, "SceneTap," 2013, <http://scenetap.com/> [accessed on: 2013-08-19].
- [88] Air Quality Egg, "Air Quality Egg," 2013, <http://airqualityegg.com/> [accessed on: 2013-08-13].
- [89] Common Sense Media, "A Common Sense Media Research Study," Tech. Rep., 2013.
- [90] Habitatmap, "Make Your Own AirCasting Luminescent Apparel," Tech. Rep., 2013.
- [91] A. Tinka, M. Rafiee, and A. M. Bayen, "Floating Sensor Networks for River Studies," *IEEE Systems Journal*, vol. 7, no. 1, pp. 36–49, 2013, <http://float.berkeley.edu/> [accessed on: 2013-08-19].
- [92] D. L. White, S. Esswein, J. O. Hallstrom, F. Ali, S. Parab, G. Eidson, J. Gemmill, and C. Post, "The intelligent river: Implementation of sensor web enablement technologies across three tiers of system architecture: Fabric, middleware, and application," in *International Symposium of Collaborative Technologies and Systems (CTS)*, 2010.
- [93] SHOAL Project Consortium, "Shoal," 2012, <http://www.roboshal.com/> [accessed on: 2013-08-22].
- [94] Leif Percifield, "dontflushme," 2013, <http://dontflush.me/> [accessed on: 2013-08-19].
- [95] Amrita Vishwa Vidya Peetham, "Amritawna: Amrita center for wireless networks and applications," 2013, <http://amrita.edu/awna/> [accessed on: 2013-08-22].
- [96] Insight Robotics Limited, "Computer Vision Wildfire Detection System," Tech. Rep., 2012.
- [97] MicroStrain, Inc., "Shelburne Vineyard Remote Monitoring," 2013, <http://www.microstrain.com/news/shelburne-vineyard-relies-wireless-sensors-and-cloud-monitor-its-vines> [accessed on: 2013-08-19].
- [98] Nik Sargent, "Bumblebee nesting project," 2013, <http://niksargent.com/bumblebee> [accessed on: 2013-08-19].
- [99] HydroPoint, "Weathertrak," 2013, <http://www.hydropoint.com/> [accessed on: 2013-08-22].
- [100] SenseAware, "Be in control: Get ready to transform your supply chain," Tech. Rep., 2013.
- [101] HiKoB, "PROJECT GRIZZLY," 2013, <http://www.hikob.com/traffic-exploitation-routiere-its> [accessed on: 2013-08-13].
- [102] Cantaloupe Systems, "Seed Platform," 2012, <http://www.cantaloupesys.com/> [accessed on: 2013-08-22].
- [103] Smart Structures Inc., "SmartPile: Testing and Monitoring Structures," Tech. Rep., 2013.
- [104] Yanzi Networks AB, "Remote Site Management," 2011, <http://yanzi.se/> [accessed on: 2013-08-22].
- [105] ENGAGE, "Remote Fire Extinguisher Monitoring System," -, <http://engageinc.net/fire-extinguisher-monitoring> [accessed: 2013-08-22].
- [106] Wattics, "Smart metering," 2011, <http://www.wattics.com/> [accessed on: 2013-08-22].
- [107] Sight Machine, "Sight Machine," 2013, <http://sightmachine.com/> [accessed on: 2013-08-23].
- [108] OnFarm Systems Inc, "OnFarm," 2012, <http://www.onfarmsystems.com/> [accessed on: 2013-08-22].

- [109] GEA Farm Technologies, "HeatWatch including Rescounter II technology: HeatWatch II," Tech. Rep., 2006.
- [110] Motionloft, "Motionloft property analytics," 2013, <http://www.motionloft.com/> [accessed on: 2013-08-13].
- [111] UCL, "CityDashboard," 2013, <http://citydashboard.org> [accessed on: 2013-08-19].
- [112] Enevo Oy, "Enevo," 2013, <http://www.enevo.com/> [accessed on: 2013-08-19].
- [113] Estimote, Inc., "Estimote Beacons," 2013, <http://estimote.com/> [accessed on: 2013-08-19].
- [114] Laurence Kembell-Cook, "Pavegens people power lights up in new zealand," Pavegen Systems Ltd, Tech. Rep., 2013.
- [115] Placemeter, "Placemeter," 2013, <http://www.placemeter.com/> [accessed on: 2013-08-19].
- [116] Breakfast, "Points," 2013, <http://breakfastny.com/points/> [accessed on: 2013-08-19].
- [117] Aegis Mobility Inc., "Fleetsafer: The Enterprise Solution For Distracted Driving," Tech. Rep., 2013.
- [118] Trackpoint Systems, "GPS Trailer Tracking," 2013, <http://www.trackpointsystems.com/MCU.html> [accessed on: 2013-08-23].
- [119] UgMO Technologies, "Intelligence Golf Course Irrigation," 2012, <http://www.ugmo.com/solutions/sports-turf> [accessed on: 2013-08-23].
- [120] Honeywell, "Sensing and Control : Limitless Wireless Operator Interface: Technical Manual," Tech. Rep., 2012.
- [121] RingTrack, "Recover Asset Tracking and Recovery System," -, <http://ringuk.co.uk/recover-e-asset-tracking-recovery-system/> [accessed on: 2013-08-26].
- [122] Tank Vista, "Remote Tank Monitoring Solution," 2013, <http://www.newboundary.com/products/tankvista> [accessed on: 2013-08-23].
- [123] iGPS Company, LLC, "Smart Pallet," 2012, <http://www.igps.net/advantage/rfidTracking.php> [accessed on: 2013-08-22].
- [124] Temperature@lert, "temperaturealert: User Guide," Tech. Rep., 2012.
- [125] Asthmapolis, "Asthmapolis," 2013, <http://asthmapolis.com/> [accessed on: 2013-08-09].
- [126] Blue Infusions Technologies, "BEARTEK Gloves: Quick Start Guide," Tech. Rep., 2012.
- [127] BleepBleep, "Bleepbleeps: A parenting kit," 2013, <http://bleepbleeps.com/> [accessed on: 2013-08-27].
- [128] Helios Bikes, "Helios Bars," 2013, <http://www.ridehelios.com/> [accessed on: 2013-08-09].
- [129] Lively, "Lively," 2013, <http://www.mylively.com/> [accessed on: 2013-08-26].
- [130] Jason Hardi, "MUZIK headphones," 2013, <http://www.muzikofficial.com/> [accessed on: 2013-08-07].
- [131] John Mclear, "NFC Ring is designed to unlock your door and smartphone," Phys.org, Tech. Rep., 2013.
- [132] Owlet Baby Monitor, "Owlet," 2013, <http://owletcare.com/> [accessed on: 2013-08-27].
- [133] SIGMO, "Sigmo Voice Translating Device," Tech. Rep., 2013.
- [134] Withings, "Withings, Pioneer and Expert in Connected Health," Tech. Rep., 2013.
- [135] WH Interactive, LLC, "BeClose Senior Safety System: Return on Investment of In-Home Assistive Technology," Tech. Rep., 2013.
- [136] AdhereTech Inc., "Smart pill bottles," 2013, <http://www.adheretech.com/> [accessed on: 2013-08-09].
- [137] Whistle Labs, Inc., "Whistle," <http://www.whistle.com/> [accessed on: 2013-08-28].
- [138] AirBox, "Airbox lab kit," Tech. Rep., 2013.
- [139] Treehouse Labs LLC, "BiKN: User Guide," Tech. Rep., 2013.
- [140] Inebriated Innovations, LLC, "BrewBit," 2012, <http://brewbit.com/> [accessed on: 2013-08-27].
- [141] Canary, "Canary," 2013, <http://canary.is/> [accessed on: 2013-08-27].
- [142] INVOLVE USA LLC, "Flower Pro," Tech. Rep., 2013.
- [143] Hintsights, "Hintsights," 2013, <http://www.hintsights.com/loop/> [accessed on: 2013-08-13].
- [144] iDoorCam, Inc., "iDoorCam," 2013, <http://www.idoorcam.com/> [accessed on: 2013-08-27].
- [145] Lowe's, "Iris," 2013, http://www.lowes.com/cd_Smart+Home+Kit_663889394_#4-Smart+Home+Kit [accessed on: 2013-08-13].
- [146] Koubachi AG, "Koubachi," 2013, <http://www.koubachi.com/> [accessed on: 2013-08-13].
- [147] Lernstift UG, "Lernstift," 2013, http://www.lernstift.com/index_en.html [accessed on: 2013-08-27].
- [148] Rayshobby, "OpenSprinkler," 2013, http://rayshobby.net/?page_id=160 [accessed on: 2013-08-13].
- [149] Petzilla Inc, "PetzillaConnect," 2013, <http://www.petzilla.com/> [accessed on: 2013-08-13].
- [150] Philips Hue, "Philips Hue Connected Bulb," 2013, <http://store.apple.com/us/product/HA779VC/A/philips-hue-connected-bulb-starter-pack> [accessed on: 2013-08-13].
- [151] PetNet, Inc, "Product Fact Sheet Petnet SmartFeeder," Tech. Rep., 2013.
- [152] Sensr.net, Inc, "Sensr.net," 2013, <https://sensr.net/> [accessed on: 2013-08-13].
- [153] Z. Dong and A. Samuel, "Touch-enabled programming for the lab of things," in *In proceedings of Programming for Mobile and Touch (ProMoTo)*, Indianapolis, USA, October 2013.
- [154] M. Ruta, F. Scioscia, G. Loseto, and E. Di Sciascio, "Semantic-based resource discovery and orchestration in home and building automation: A multi-agent approach," *Industrial Informatics, IEEE Transactions on*, vol. 10, no. 1, pp. 730–741, 2014.
- [155] S. Han, G. Lee, and N. Crespi, "Semantic context-aware service composition for building automation system," *Industrial Informatics, IEEE Transactions on*, vol. 10, no. 1, pp. 752–761, 2014.
- [156] C. Perera, A. Zaslavsky, M. Compton, P. Christen, and D. Georgakopoulos, "Semantic-driven configuration of internet of things middleware," in *9th International Conference on Semantics, Knowledge & Grids (SKG)*, Beijing, China, October 2013, p. n/a.
- [157] J. Cecilio and P. Furtado, "Architecture for uniform (re)configuration and processing over embedded sensor and actuator networks," *Industrial Informatics, IEEE Transactions on*, vol. 10, no. 1, pp. 53–60, 2014.
- [158] A. Willig, "Recent and emerging topics in wireless industrial communications: A selection," *Industrial Informatics, IEEE Transactions on*, vol. 4, no. 2, pp. 102–124, 2008.
- [159] J.-S. Lee, Y.-W. Su, and C.-C. Shen, "A comparative study of wireless protocols: Bluetooth, uwb, zigbee, and wi-fi," in *Industrial Electronics Society, 2007. IECON 2007. 33rd Annual Conference of the IEEE*, 2007, pp. 46–51.
- [160] hubofallthings.com, "Hub of all things: Platform for multi-sided market powered by internet-of-things," 2013, <http://hubofallthings.com/> [Accessed on: 2013-12-01].



Charith Perera received his BSc (Hons) in Computer Science in 2009 from Staffordshire University, Stoke-on-Trent, United Kingdom and MBA in Business Administration in 2012 from University of Wales, Cardiff, United Kingdom and PhD in Computer Science at The Australian National University, Canberra, Australia. He is also worked at Information Engineering Laboratory, ICT Centre, CSIRO and involved in OpenIoT Project (FP7-ICT-2011.1.3) which is co-funded by the European Commission under seventh framework program. He has also contributed into several projects including EPSRC funded HAT project (EP/K039911/1) His research interests include Internet of Things, Smart Cities, Mobile and Pervasive Computing, Context-awareness, Ubiquitous Computing. He is a member of both IEEE and ACM.



Chi Harold Liu is a Full Professor at the School of Software, Beijing Institute of Technology, China. He is also the Deputy Director of IBM Mainframe Excellence Center (Beijing), Director of IBM Big Data Technology Center, and Director of National Laboratory of Data Intelligence for China Light Industry. He holds a Ph.D. degree from Imperial College, UK, and a B.Eng. degree from Tsinghua University, China. His current research interests include the Internet-of-Things (IoT), big data analytics, mobile computing, and wireless ad hoc, sensor, and mesh networks. He served as the consultant to Bain & Company, and KPMG, USA, and the peer reviewer for Qatar National Research Foundation, and National Science Foundation, China. He is a member of IEEE and ACM.



Srimal Jayawardena received his BSc (Hons) in Electrical Engineering from the University of Peradeniya and his Bachelors in IT from the University of Colombo School of Computing, both with first class honours in 2004. He also obtained a Masters in Business Administration from the University of Moratuwa in 2009. He holds a PhD in Computer Science from The Australian National University, Canberra. He is currently working as post-doctoral research fellow at Computer Vision Laboratory (CI2CV), in CSIRO. His research interests include augmented reality, object recognition for the Internet of Things, computer vision, human computer interaction, and machine learning. He is a member of the Institute of Electrical and Electronics Engineers (IEEE).